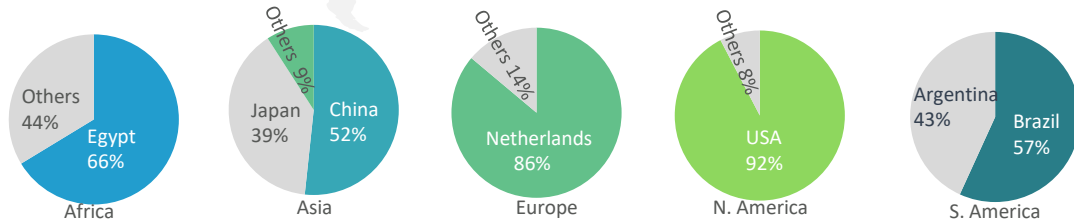
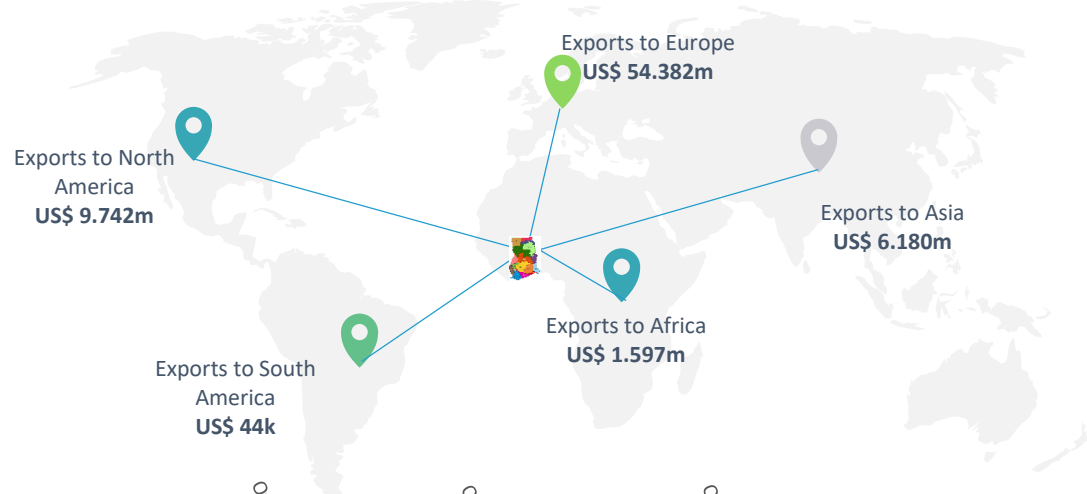
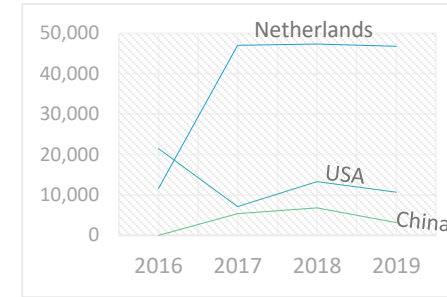


CONTINENTAL PERFORMANCE (IMPORTERS)



TOP 3 IMPORTERS

Top three importers of unsweetened cocoa powder from Ghana over the last 4 years



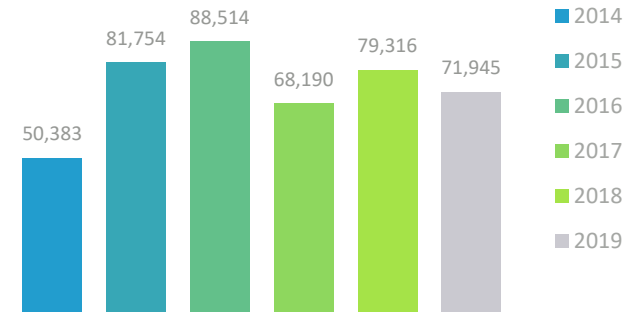
COCOA POWDER EXPORTS

Top 15 importers of unsweetened cocoa powder from Ghana (US\$ '000)

Importers	2017	2018	2019
World	68,190	79,316	71,945
Netherlands	46,999	47,383	46,829
USA	5,137	12,678	8,997
Italy	-	-	4,388
China	5,338	6,779	3,194
Japan	1,509	2,143	2,424
Belgium	3,121	984	1,087
Egypt	226	543	1,059
Spain	829	2,352	962
Russian Federation	11	736	487
Morocco	-	144	455
Mexico	-	-	409
Turkey	28	133	375
Canada	-	131	336
Poland	-	455	205
Estonia	2,589	2,080	136

TREND ANALYSIS

Unswept cocoa powder Exports (US\$'000)



MARKET POSITION

Ghana's exports represent an average of about 3% of the global exports of unsweetened cocoa powder

